

KEDIA ADVISORY



DAILY ENERGY REPORT

9 June 2026

Kedia Stocks and Commodities Research Pvt. Ltd.

SEBI Registration Number: INH000006156 | Disclaimer: <https://kediaadvisory.com/disclaimer>



MCX UPDATE

Commodity	Expiry	Open	High	Low	Close	% Change
CRUDEOIL	18-Jun-26	8770.00	9130.00	8655.00	8707.00	1.08
CRUDEOIL	20-Jul-26	8738.00	8915.00	8501.00	8566.00	1.72
CRUDEOILMINI	18-Jun-26	8802.00	9132.00	8655.00	8708.00	1.07
CRUDEOILMINI	20-Jul-26	8631.00	8910.00	8500.00	8570.00	1.75
NATURALGAS	25-Jun-26	303.50	305.50	296.80	300.80	-2.53
NATURALGAS	28-Jul-26	308.80	310.40	302.60	306.60	-2.04
NATURALGAS MINI	25-Jun-26	304.20	305.60	296.80	300.80	3.67
NATURALGAS MINI	28-Jul-26	312.70	313.20	302.40	306.50	-4.98

INTERNATIONAL UPDATE

Commodity	Open	High	Low	Close	% Change
Crudeoil \$	91.27	91.46	90.60	90.93	-0.49
Natural Gas \$	3.1340	3.1510	3.1320	3.1490	0.54
Lme Copper	13588.98	13616.13	13549.00	13599.70	-0.10
Lme Zinc	3532.60	3534.90	3522.40	3528.90	-0.23
Lme Aluminium	3593.70	3608.40	3573.80	3594.20	-0.12
Lme Lead	1991.85	1992.55	1988.25	1988.25	-0.24
Lme Nickel	18324.75	18358.50	18250.00	18314.00	-0.05

OPEN INTEREST SNAPSHOT

Commodity	Expiry	% Change	% Oi Change	Oi Status
CRUDEOIL	18-Jun-26	1.08	-7.73	Short Covering
CRUDEOIL	20-Jul-26	1.72	-7.81	Short Covering
CRUDEOILMINI	18-Jun-26	1.07	-4.39	Short Covering
CRUDEOILMINI	20-Jul-26	1.75	3.31	Fresh Buying
NATURALGAS	25-Jun-26	-2.53	17.10	Fresh Selling
NATURALGAS	28-Jul-26	-2.04	-0.02	Long Liquidation
NATURALGAS MINI	25-Jun-26	-2.53	3.67	Fresh Selling
NATURALGAS MINI	28-Jul-26	-2.11	-4.98	Long Liquidation

Technical Snapshot



BUY CRUDEOIL JUN @ 8600 SL 8400 TGT 8800-9000. MCX

Observations

Crudeoil trading range for the day is 8356-9306.

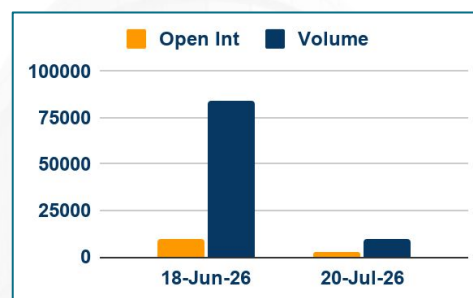
Crude oil gains after Israel launched renewed strikes on Lebanon despite a truce between the two countries.

OPEC+ agrees to output hike, but impact limited by supply constraints

Israel strikes on Beirut raise concerns over US-Iran peace deal and Hormuz reopening

Iran retaliates with missile attacks on Israel, Trump urges Netanyahu not to respond

OI & Volume



Spread

Commodity	Spread
CRUDEOIL JUL-JUN	-141.00
CRUDEOILMINI JUL-JUN	-138.00

Trading Levels

Commodity	Expiry	Close	R2	R1	PP	S1	S2
CRUDEOIL	18-Jun-26	8707.00	9306.00	9007.00	8831.00	8532.00	8356.00
CRUDEOIL	20-Jul-26	8566.00	9075.00	8821.00	8661.00	8407.00	8247.00
CRUDEOILMINI	18-Jun-26	8708.00	9309.00	9009.00	8832.00	8532.00	8355.00
CRUDEOILMINI	20-Jul-26	8570.00	9070.00	8820.00	8660.00	8410.00	8250.00
Crudeoil \$		90.93	91.86	91.40	91.00	90.54	90.14

Technical Snapshot



BUY NATURALGAS JUN @ 296 SL 292 TGT 300-304. MCX

Observations

Naturalgas trading range for the day is 292.3-309.7.

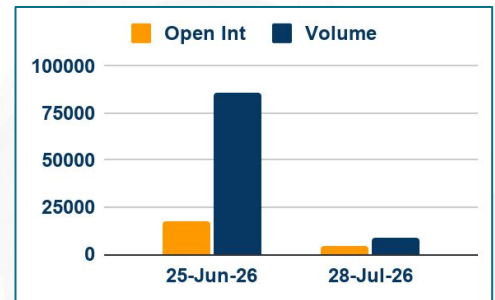
Natural gas fell on a small increase in output and lingering LNG export plant maintenance

Output rises slightly, LNG export plant maintenance continues, pressuring prices

Mild spring weather allowed higher gas storage, surplus narrows as output dips

LSEG projects rising gas demand with warmer weather, LNG exports remain below April highs

OI & Volume



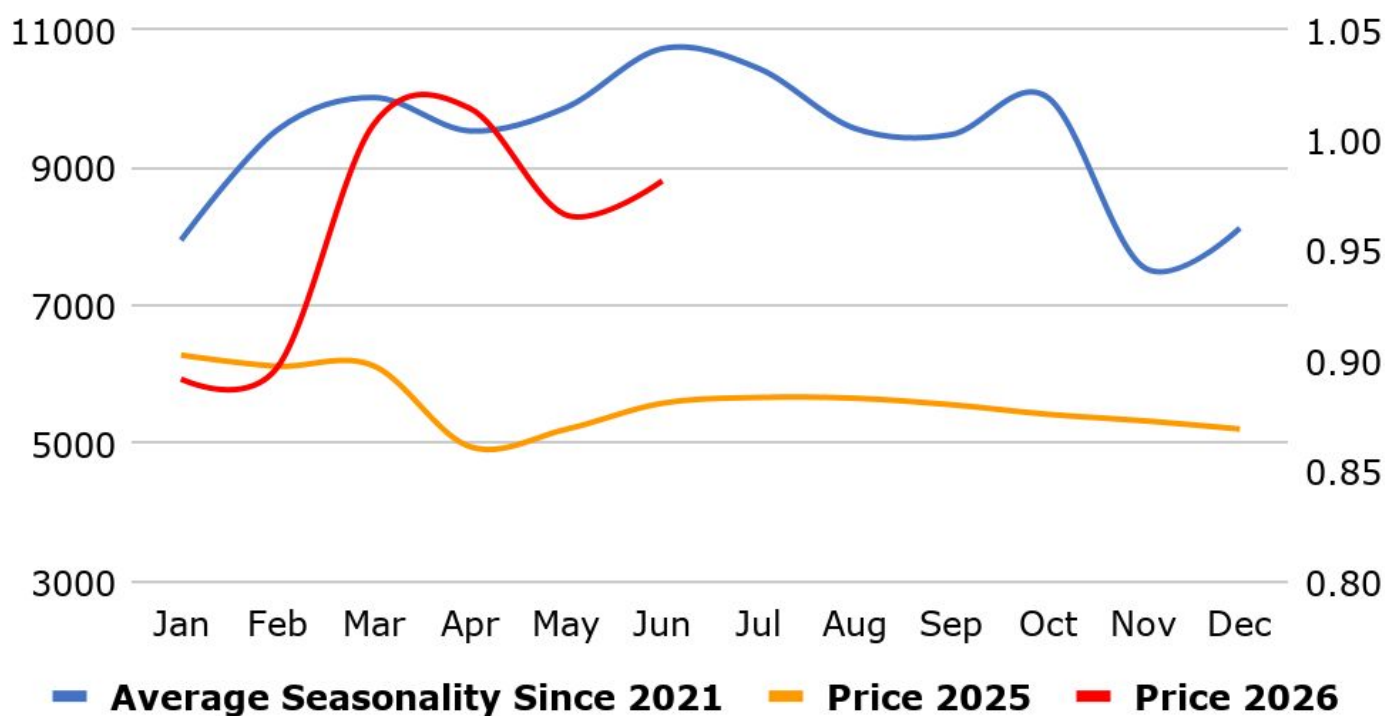
Spread

Commodity	Spread
NATURALGAS JUL-JUN	5.80
NATURALGAS MINI JUL-JUN	5.70

Trading Levels

Commodity	Expiry	Close	R2	R1	PP	S1	S2
NATURALGAS	25-Jun-26	300.80	309.70	305.20	301.00	296.50	292.30
NATURALGAS	28-Jul-26	306.60	314.30	310.40	306.50	302.60	298.70
NATGAS MINI	25-Jun-26	300.80	310.00	305.00	301.00	296.00	292.00
NATGAS MINI	28-Jul-26	306.50	318.00	312.00	307.00	301.00	296.00
Natural Gas \$		3.1490	3.1630	3.1560	3.1440	3.1370	3.1250

MCX Crude Oil Seasonality



MCX Natural Gas Seasonality



Economic Data

Date	Curr.	Data
Jun 8	EUR	German Factory Orders m/m
Jun 8	EUR	Sentix Investor Confidence
Jun 9	EUR	German Industrial Production m/m
Jun 9	EUR	German Trade Balance
Jun 9	USD	NFIB Small Business Index
Jun 9	USD	ADP Weekly Employment Change
Jun 9	USD	Trade Balance
Jun 9	USD	Existing Home Sales
Jun 9	USD	Final Wholesale Inventories m/m
Jun 10	EUR	Italian Industrial Production m/m
Jun 10	USD	Core CPI m/m
Jun 10	USD	Core CPI y/y
Jun 10	USD	CPI m/m

Date	Curr.	Data
Jun 10	USD	10-y Bond Auction
Jun 10	USD	Federal Budget Balance
Jun 11	EUR	German WPI m/m
Jun 11	EUR	Main Refinancing Rate
Jun 11	EUR	Monetary Policy Statement
Jun 11	USD	Core PPI m/m
Jun 11	USD	PPI m/m
Jun 11	USD	Unemployment Claims
Jun 11	EUR	ECB Press Conference
Jun 11	USD	Natural Gas Storage
Jun 11	USD	30-y Bond Auction
Jun 12	EUR	German Final CPI m/m
Jun 12	EUR	French Final CPI m/m

News you can Use

The U.S. economy posted another month of strong employment gains in May, confirming that the labor market was gaining traction after stumbling last year, and potentially giving the Federal Reserve more room to keep interest rates unchanged amid rising inflation stemming from the war with Iran. Nonfarm payrolls increased by 172,000 jobs last month after rising by an upwardly revised 179,000 in April, the Labor Department's Bureau of Labor Statistics said in its closely watched employment report on Friday. Estimates for job growth ranged from 50,000 to 125,000. The increase added to gains notched in the prior two months. Economists estimated the economy needs to create between zero and 50,000 jobs per month to keep up with growth in the working-age population. The so-called break even rate has dropped because of an immigration crackdown that has reduced the labor force, limiting the rise in the unemployment rate. Businesses have been cautious about boosting hiring as they deal with uncertainty, first from President Donald Trump's sweeping tariffs last year and now the U.S.-Israeli war with Iran.

Japan's economy expanded at an annualized rate of 1.8% in Q1 2026, revised lower from the preliminary estimate of 2.1% but still exceeding market expectations of 1.3%. Growth also accelerated from a downwardly revised 0.7% increase in Q4, marking the strongest annualized rise in four quarters. Private consumption strengthened, while public investment rose for the first time in three quarters, supported by higher infrastructure and reconstruction-related spending. Government expenditure increased for a fourth consecutive quarter, although the pace slowed slightly from the prior period. Japan's GDP grew 0.5% qoq in Q1 2026, matching flash data and accelerating from a 0.2% gain in Q4. The latest result was also above market estimates of 0.3%, marking the strongest quarterly increase since Q1 2025. Private consumption picked up (0.3% vs 0.1% in Q4, in line with an earlier estimate), reflecting easing cost pressures and steady wage growth. Government spending growth was little changed (0.3% vs 0.4% in Q4), while business investment was revised downward (-0.7% vs preliminary reading of a 0.3% rise, after a 1.2% gain in Q4), due to higher interest rates and softer corporate sentiment.

Stay Ahead in Markets with Kedia Advisory



Get Live Commodity & Equity Market Updates backed by in-depth research, data-driven insights, and expert analysis.

Why Kedia Advisory

- 👁️ Real-time market updates
- 👁️ Key levels & trend direction
- 👁️ Research-based market views
- 👁️ Trusted by active traders & investors

Visit: Kedia Advisory Website

www.kediaadvisory.com

CLICK HERE



SCAN ME



Kedia Stocks and Commodities Research Pvt Ltd

SEBI REGISTRATION NUMBER : INH000006156

Aadinath Commercial, Opp. Mumbai University, Vasant Valley Road, Khadakpada, Kalyan West

Investment in securities market are subject to market risks, read all the Related documents carefully before investing.



**Scan the QR to
connect with us**

**KEDIA ADVISORY**

KEDIA STOCKS & COMMODITIES RESEARCH PVT LTD.

Mumbai. INDIA.

For more details, please contact Mobile: +91 9619551022

Email: info@kediaadvisory.com

SEBI REGISTRATION NUMBER - INH000006156

For more information or to subscribe for monthly updates

Visit www.kediaadvisory.com

This Report is prepared and distributed by Kedia Stocks & Commodities Research Pvt Ltd. for information purposes only. The recommendations, if any, made herein are expressions of views and/or opinions and should not be deemed or construed to be neither advice for the purpose of purchase or sale through KSCRPL nor any solicitation or offering of any investment /trading opportunity. These information/opinions/ views are not meant to serve as a professional investment guide for the readers. No action is solicited based upon the information provided herein. Recipients of this Report should rely on information/data arising out of their own investigations. Readers are advised to seek independent professional advice and arrive at an informed trading/investment decision before executing any trades or making any investments. This Report has been prepared on the basis of publicly available information, internally developed data and other sources believed by KSCRPL to be reliable. KSCRPL or its directors, employees, affiliates or representatives do not assume any responsibility for or warrant the accuracy, completeness, adequacy and reliability of such information/opinions/ views. While due care has been taken to ensure that the disclosures and opinions given are fair and reasonable, none of the directors, employees, affiliates or representatives of KSCRPL shall be liable for any direct, indirect, special, incidental, consequential, punitive or exemplary damages, including lost profits arising in any way whatsoever from the information/opinions/views contained in this Report. The possession, circulation and/or distribution of this Report may be restricted or regulated in certain jurisdictions by appropriate laws. No action has been or will be taken by KSCRPL in any jurisdiction (other than India), where any action for such purpose (s) is required. Accordingly, this Report shall not be possessed, circulated and/ or distributed in any such country or jurisdiction unless such action is in compliance with all applicable laws and regulations of such country or jurisdiction. KSCRPL requires such a recipient to inform himself about and to observe any restrictions at his own expense, without any liability to KSCRPL. Any dispute arising out of this Report shall be subject to the exclusive jurisdiction of the Courts in India.